

An ICPSR workshop


*A Hands-On Guide to Using
ICPSR Resources*



Getting to Know ICPSR

- What is ICPSR
 - Who uses ICPSR
 - A rapid tour of our website
 - What's in the download?
- How to get started using ICPSR
 - Creating a MyData account
 - Searching tips
 - Downloading tips
- ICPSR Training & Instruction
 - The Summer Program
 - Instructional (Classroom) Resources

What is ICPSR?



- One of the world's oldest and largest social science data archives
 - Established in 1962 (as ICPR) so that social scientists could share data
- Data distributed on punch cards, then magnetic reel-to-reel tape, and now:
 - Data available instantaneously
 - Over 7,880 studies with over 65,200 data sets
- Membership organization that started as a partnership among 21 universities, now:
 - Currently about 700 members world-wide
 - Federal funding allows parts of the collection to be available to all

What We Do – It's About Data!

- Seek out researchers, PIs, research agencies and collect data files and pertinent documents related to the original research
- Process the data and documents
 - Preserve it for the future
 - Output data into multiple formats (ASCII, SAS, SPSS, Stata, SDA)
- Disseminate data directly to the desktops of students and researchers for secondary analysis
- Provide education, training, & instructional resources
 - Summer Program in Quantitative Methods
 - Undergraduate and graduate student & teaching resources to support quantitative literacy

About the Data

- ICPSR archives both U.S. and international data
- Data Sources:
 - Government (census, government organizations)
 - Large data collection efforts (National Longitudinal Study of Adolescent Health, Panel Study of Income Dynamics)
 - Polls (ABC and CBS news polls, voter polls)
 - Principal Investigators (Chitwan Valley Family Study, Marital Instability Over the Life Course)
 - Data repurposed (Integrated Fertility Survey Series, Collaborative Psychiatric Epidemiology Surveys, Project on Human Development in Chicago Neighborhoods)
 - Other organizations (NCAA, Fenway Institute)

Supporting a growing number of disciplines. . .

- Anthropology
- Communications
- Criminal Justice
- Demography
- Economics
- Education
- Foreign Policy
- Gerontology
- Health & Medical Policy
- History
- International Relations
- Law/Legal Services
- Political Sciences
- Psychology
- Public Policy
- Sociology

Supporting Social Research

DISCLOSURE RISK OF CONTEXTUAL DATA

KRISTINE WITKOWSKI

Confidentiality Issue

Contextual information is essential for modern forms of analysis but has the potential either to increase or decrease the risk of disclosure.

Project Overview

- Simulation models assess likelihood of pinpointing geographic location for collections of micro-data with contextual information.
- We investigate how disclosure risk is affected by: (1) spatial-scale, (2) number of contextual keys, (3) coarseness of measures, and (4) identifying division, state, & MSA-status.

Collection	1000		500		250		125	
	1000	500	1000	500	1000	500	1000	500
1000	0.00	0.00	0.00	0.00	0.00	0.00	0.00	0.00
500	0.00	0.00	0.00	0.00	0.00	0.00	0.00	0.00
250	0.00	0.00	0.00	0.00	0.00	0.00	0.00	0.00
125	0.00	0.00	0.00	0.00	0.00	0.00	0.00	0.00

Project on Human Development in Chicago Neighborhoods



Integrated Fertility Survey Series

Home

Project Overview & FAQ

Data & Documentation

Publications

Contact Us

What's New

Variable Search



About the Project

The Integrated Fertility Survey Series (IFSS) is a project of the Population Studies Center and the Inter-university Consortium for Political and Social Research at the University of Michigan. With funding from the Eunice Kennedy Shriver National Institute for Child Health and Human Development (NICHD, grant #5R21 HD053533), our goal is to provide researchers, educators, students, policy makers, and others with a data resource to examine issues related to families and fertility in the United States spanning five decades.

IFSS provides access to ten individual national studies of fertility encompassing the Growth of American Families (GAF), National Fertility Surveys (NFS), and National Surveys of Family Growth (NSFG) as well as a single dataset composed of harmonized variables across all ten surveys. Analytic tools make it possible to quickly and easily explore the data and obtain information about changes in behaviors and attitudes across time.

The project is consistent with the continuing mission of the Demographic and Behavioral Sciences Branch (DBSB) of the NICHD with respect to research on fertility, the family, and family planning. The IFSS provides a national resource that enhances knowledge about reproductive health, contraceptive use, pregnancy, and other issues vital to understanding and tracking the health of the population.



News

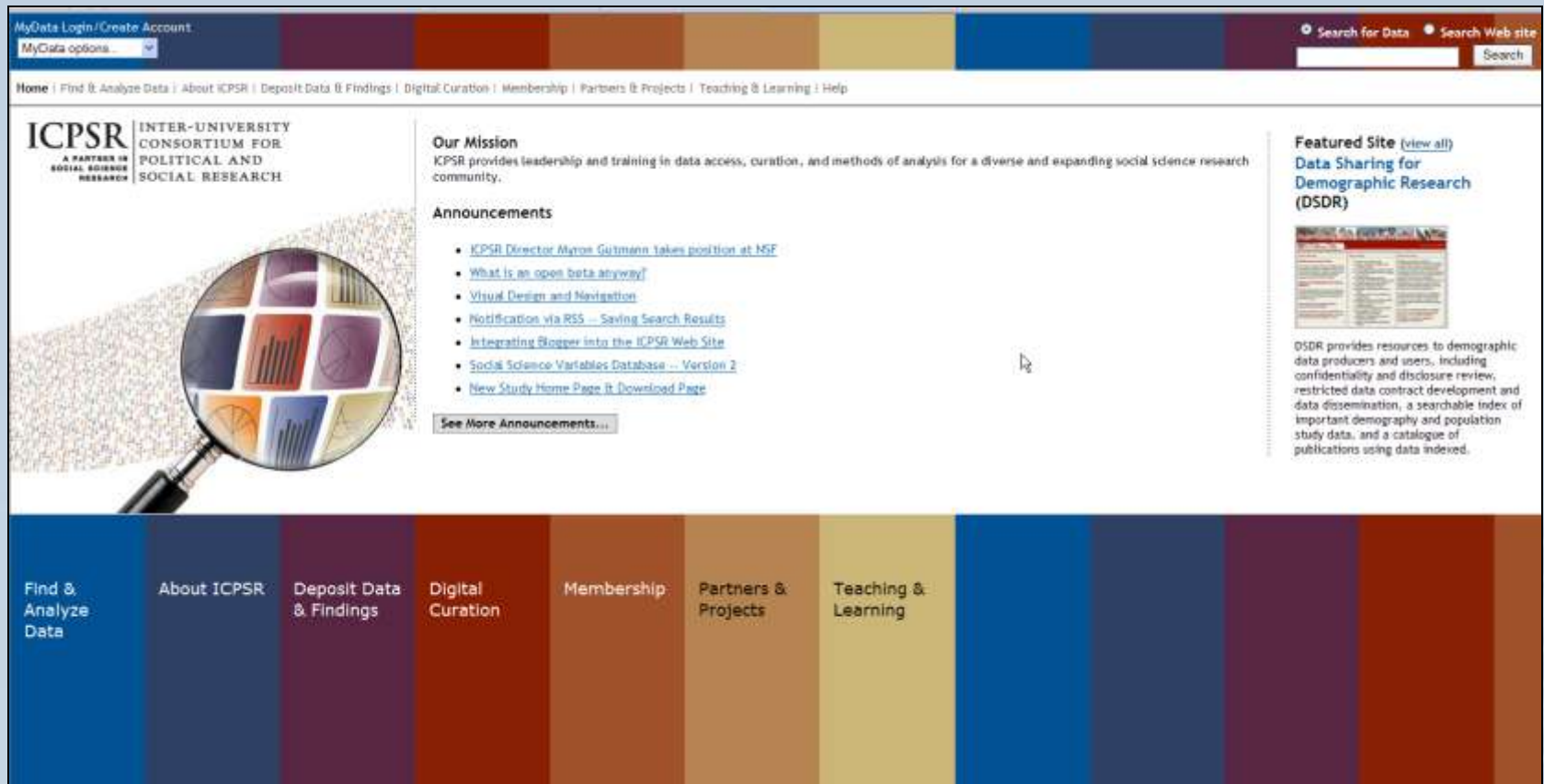
June 9, 2009

The 1982 National Survey of Family Growth has been re-released and is now available for download from ICPSR. Users should also note that the Survey Documentation Analysis (SDA) application for the study has been updated to reflect corrections to the data set. Questions regarding the update may be sent to icpsr@umich.edu

April 10, 2009

Erratum: An error has been identified in the 1982 National Study of Family Growth. The variable F3, mother's main occupation when respondent was of ages 5 to 15, should contain a three-digit Census occupation code for the respondent's mother, but an error in processing truncated the variable to two digits. The dataset will be re-released in the near future with corrected data.

Exploring the ICPSR Web site



The screenshot shows the ICPSR website homepage. At the top, there is a navigation bar with a search box and links for "Search for Data" and "Search Web site". Below the navigation bar is a main content area with a large graphic of a magnifying glass over a grid of data points. The main content area is divided into several sections: "Our Mission", "Announcements", and "Featured Site".

MyData Login/Create Account
MyData options

Search for Data Search Web site

Home | Find & Analyze Data | About ICPSR | Deposit Data & Findings | Digital Curation | Membership | Partners & Projects | Teaching & Learning | Help

ICPSR INTER-UNIVERSITY CONSORTIUM FOR POLITICAL AND SOCIAL RESEARCH
A PARTNER IN SOCIAL SCIENCE RESEARCH


Our Mission
ICPSR provides leadership and training in data access, curation, and methods of analysis for a diverse and expanding social science research community.

Announcements

- [ICPSR Director Myron Gutmann takes position at NSF](#)
- [What is an open beta anyway?](#)
- [Visual Design and Navigation](#)
- [Notification via RSS -- Saving Search Results](#)
- [Integrating Blogger into the ICPSR Web Site](#)
- [Social Science Variables Database -- Version 2](#)
- [New Study Home Page & Download Page](#)

[See More Announcements...](#)

Featured Site [\(view all\)](#)
Data Sharing for Demographic Research (DSDR)



DSDR provides resources to demographic data producers and users, including confidentiality and disclosure review, restricted data contract development and data dissemination, a searchable index of important demography and population study data, and a catalogue of publications using data indexed.

Find & Analyze Data | About ICPSR | Deposit Data & Findings | Digital Curation | Membership | Partners & Projects | Teaching & Learning

<http://www.icpsr.umich.edu/ICPSR/>

Most Popular Downloads, Spring 2010

- National Longitudinal Study of Adolescent Health
- General Social Surveys (1972-2008 Cumulative)
- American National Election Study: 2008 Pre- and Post-Election Survey
- Chinese Household Income Project
- Nazi Party Membership in Munich, Passau, Rosenheim, Landshut, and Mannheim ,1919-1922
- Latino National Survey, 2006
- Collaborative Psychiatric Epidemiology Surveys, 2001-2003
- India Human Development Survey
- Global Terrorism Database II

What's in a "Download?"

- Documentation files - pdfs
 - Questionnaire
 - Codebook
 - Description & Citation
- Data in many forms!
 - SPSS, SAS, Stata
 - ASCII

```
*
name = q1
label = Obama
record = 1
column = 31
width = 1
```

Q1 **Obama Job Approval**

Location: 72-72 (width: 1; decimal: 0)

Download--Study No. 26950
Title: CBS News/New York Times Monthly Poll, June 2009

System File(s) | ASCII File(s)

Dataset	SAS	SPSS	Stata	Other Data	All Files	File Size
Data	↓	↓	↓	↓	↓	2,907 KB

Download--Study No. 26950
Title: CBS News/New York Times Monthly Poll, June 2009

System File(s) | ASCII File(s)

Dataset	SAS	SPSS	Stata	ASCII + Setups Only	Other Data	All Files	File Size
Data	↓	↓	↓	↓	↓	↓	2,907 KB

monthly surveys that solicit public opinion on the presidency and on a



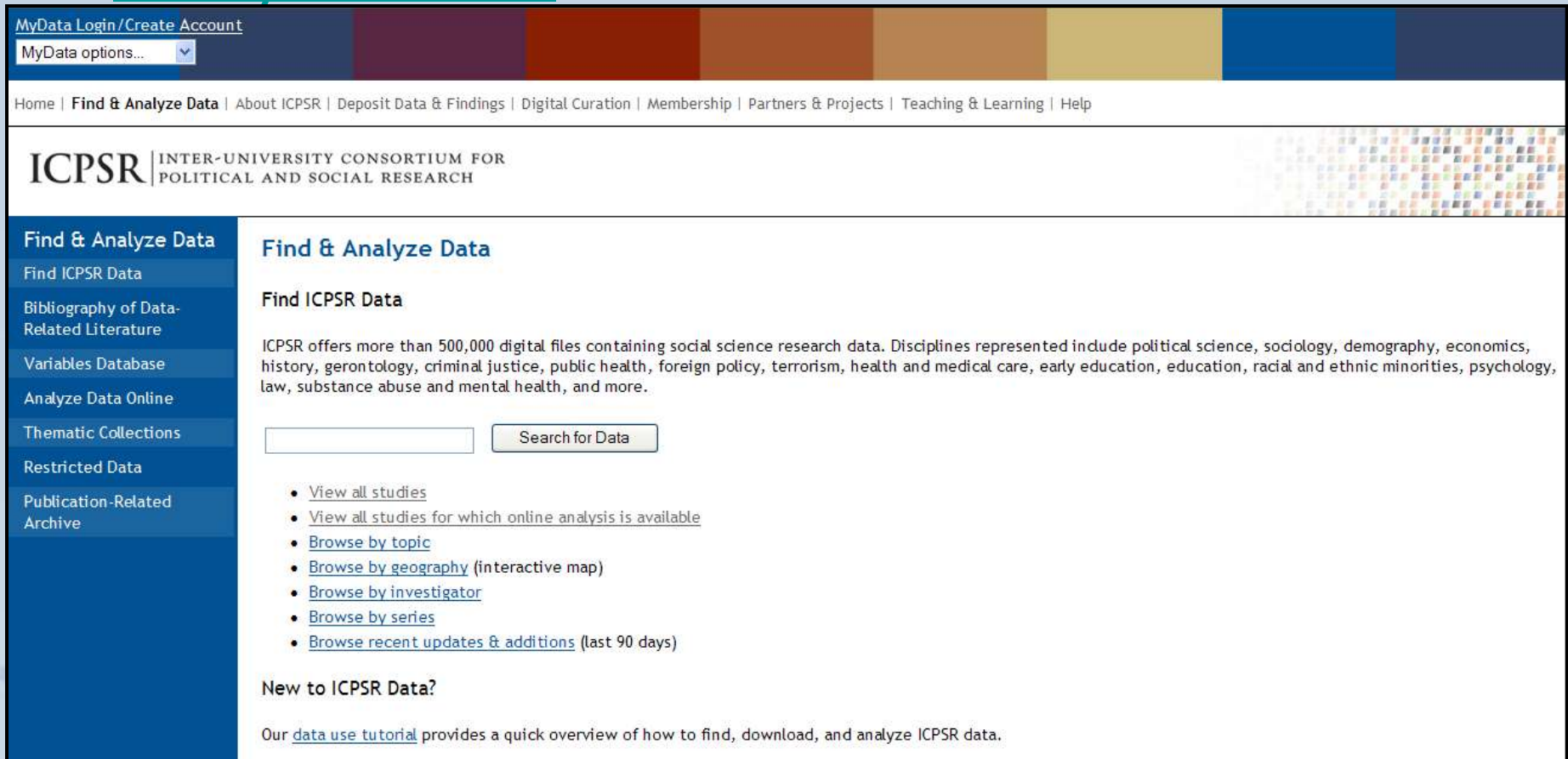
How to Get Started Using ICPSR

The MyData Account

- *MyData* account – operates as authentication and like a shopping cart!
- Authenticate once every six months on campus and you can carry it with you
- Why do we ask questions about your department & status?
- Let's take a look:
 - Upper-left corner of every web page
 - <https://www.icpsr.umich.edu/ticketlogin>

Finding Data: Let the Search Begin!

Many search tools found under the [Find & Analyze Data](#) tab



The screenshot shows the ICPSR website's navigation and search interface. At the top, there is a navigation bar with links for Home, Find & Analyze Data, About ICPSR, Deposit Data & Findings, Digital Curation, Membership, Partners & Projects, Teaching & Learning, and Help. Below this is the ICPSR logo and a decorative graphic of colored squares. The main content area is divided into a left sidebar and a main panel. The sidebar contains links for Find & Analyze Data, Find ICPSR Data, Bibliography of Data-Related Literature, Variables Database, Analyze Data Online, Thematic Collections, Restricted Data, and Publication-Related Archive. The main panel features a search box with a 'Search for Data' button, a list of search options, and a section for new users.

MyData Login/Create Account
MyData options...

Home | **Find & Analyze Data** | About ICPSR | Deposit Data & Findings | Digital Curation | Membership | Partners & Projects | Teaching & Learning | Help

ICPSR | INTER-UNIVERSITY CONSORTIUM FOR
POLITICAL AND SOCIAL RESEARCH

Find & Analyze Data

Find ICPSR Data

Bibliography of Data-Related Literature

Variables Database

Analyze Data Online

Thematic Collections

Restricted Data

Publication-Related Archive

Find & Analyze Data

Find ICPSR Data

ICPSR offers more than 500,000 digital files containing social science research data. Disciplines represented include political science, sociology, demography, economics, history, gerontology, criminal justice, public health, foreign policy, terrorism, health and medical care, early education, education, racial and ethnic minorities, psychology, law, substance abuse and mental health, and more.

- [View all studies](#)
- [View all studies for which online analysis is available](#)
- [Browse by topic](#)
- [Browse by geography](#) (interactive map)
- [Browse by investigator](#)
- [Browse by series](#)
- [Browse recent updates & additions](#) (last 90 days)

New to ICPSR Data?

Our [data use tutorial](#) provides a quick overview of how to find, download, and analyze ICPSR data.

Searching for Data - Tips

- When you know what you want – the search box rules!
 - An acronym
 - A survey name
 - A series name
 - An investigator or agency name
- You sort of know what you want
 - Keywords or themes
 - Populations, time frame, geography
 - Type of data
- You (or the student) has no idea what you want!
 - Start with the Bibliography of Data-Related Literature

Specialty Archives/Thematic Collections

- Data grouped by substantive topic
- Many [archives](#) (thematic collections), including:
 - Substance Abuse and Mental Health Data Archive (SAMHDA)*
 - National Archive of Criminal Justice Data (NACJD)*
 - National Archive of Computerized Data on Aging (NACDA)*
 - Data Sharing for Demographic Research (DSDR)*
 - Member Archive (ICPSR collection)
 - Resource Center for Minority Data (RCMD)
 - Newest archives:
 - National Addiction & HIV Data Archive Program (NADHAP)*
 - NCAA

*These archives are federally funded

Bibliography of Data-Related Literature

- Publications based on data held at ICPSR
 - Find an article in our bibliography
 - We display the dataset(s) related to it
- Growing the Data Bibliography
 - ICPSR staff continuously searching for data citations
 - Encouraging the use of data citations (included in all downloads & on the documentation page!)
 - Please cite the data when you publish and we will find/add you!
- Ability to see the article citation and click through for full-text
- Many use the [Data Bibliography](#) as a search tool!

Worth Noting: Other Ways to Find ICPSR Data

External searches

- *ISI Web of Science*
 - Partnership between ICPSR & Thompson Reuters
- *Data.gov*
 - Links back to ICPSR data/documentation for some studies

CONTRIBUTING AGENCY INFORMATION	
Citation	U.S. Dept. of Justice, Bureau of Justice Statistics. ANNUAL SURVEY OF JAILS: JURISDICTION-LEVEL DATA, 2003 [Computer file]. Conducted by U.S. Dept. of Commerce, Bureau of the Census: ICPSR04635-v1. 2007. Ann Arbor, MI: Inter-university Consortium for Political and Social Research [producer and distributor], 2008-03-27. doi:10.3886/ICPSR04635
Agency Program Page	http://bjs.ojp.usdoj.gov/index.cfm?ty=dcdetail&iid=261
Agency Data Series Page	http://bjs.ojp.usdoj.gov/rawdata.cfm#asjll
DATASET COVERAGE	
Unit of Analysis	facility
Granularity	city or county
Geographic Coverage	United States (sample)
DATA DESCRIPTION	
Collection Mode	person/paper, person/computer
Data Collection Instrument	http://www.icpsr.umich.edu/cocoon/NACJD_STUDY.04635.xml
Data Dictionary/Variable List	http://www.icpsr.umich.edu/cocoon/NACJD_STUDY.04635.xml
ADDITIONAL DATASET DOCUMENTATION	
Technical Documentation	http://www.icpsr.umich.edu/cocoon/NACJD_STUDY.04635.xml
Additional Metadata	http://bjs.ojp.usdoj.gov/content/data/asjll/2003-04635-0001-Codebook.pdf.zip

Data Exploration Exercise

- Find the “Search” box on the front page or use the searching aids in *Find & Analyze Data*
- Identify a study of interest
- Read the description
 - Who were the survey participants?
 - Where & when was it collected?
 - What were the main subjects covered?
- Find an article based on these data
- Would you like to download?
- Does this study have online analysis capability?

The Study Home Page

Find & Analyze Data

Find ICPSR Data

Bibliography of Data-Related Literature

Variables Database

Analyze Data Online

Thematic Collections

Restricted Data

Publication-Related Archive

National Survey on Drug Use and Health, 2002

Principal Investigator(s): United States Department of Health and Human Services, Substance Abuse and Mental Health Services Administration, Office of Applied Studies

Summary: The National Survey on Drug Use and Health (NSDUH) series (formerly titled National Household Survey on Drug Abuse) measures the prevalence and correlates of drug use in the United States. The surveys are designed to provide quarterly, as well as annual, estimates. Information is provided on the use of illicit drugs, alcohol, and tobacco among members of United States households aged 12 and older. Questions include age at first use as well as lifetime, annual, and past-month usage for the... ([view details](#))

Series: [National Survey on Drug Use and Health \(NSDUH\) Series](#)

Persistent URL: <http://dx.doi.org/10.3886/ICPSR03903>

What Can I Do With This Collection?

- Explore

- [View study description](#)
- [Browse documentation files](#) (login not required)
- Variables:
 - [List all variables in this study](#)
 - Search the variables in the study

Search for Variables

- [View related literature](#) (176)

- Download

- [Download documentation files](#) (login not required)
- [Download select files](#) (traditional download page)
- [Download all files](#) (1,853,792 KB)

- Analyze online

- [Analyze data using SDA](#)

Quick
Download

(1,853,792 KB)



Find Data Related to...

- [addiction](#)
- [alcohol](#)
- [alcohol abuse](#)
- [alcohol consumption](#)
- [amphetamines](#)
- [barbiturates](#)
- [cocaine](#)
- [controlled drugs](#)
- [depression](#)
- [drinking behavior](#)
- [drug abuse](#)
- [drug dependence](#)
- [drug treatment](#)
- [drug use](#)
- [drugs](#)
- [hallucinogens](#)
- [heroin](#)
- [households](#)
- [inhalants](#)

Supporting the Data

- Free user support
- The [HELP](#) Page offers:
 - User support (at ICPSR) email and phone contact information
 - Data User Help Center: Short Tutorials & Webinars available 24/7
 - Local Support: Who to contact at your local institution
 - Glossary of Terms
 - Social Networks: Where you can find us on YouTube, Facebook, Twitter, Slideshare, and more

Online Analysis Software

- Survey Documentation & Analysis (SDA) developed at UC Berkeley
- Web-based, requires no additional software or licensing
- Almost 600 datasets available for use with SDA
 - Just interested in [online datasets](#)?
- Easy for students but sophisticated analyses available for researchers
- Good for preliminary analyses to determine whether data will work for a particular research question (e.g., RCMD subsetting tools)

What does SDA Look Like?

SDA [\[Use classic interface\]](#) Selected Study: National Center for Early Development and Learning Multistate Study of Pre-Kindergarten, 2001-2003, Main Child Level Public-Use Version

Analysis Create Variables Download Codebook Getting Started

Variable Selection: [Help](#)

Selected:

Copy to:

Mode: Append Replace

National Center for Early Development and Learning Multistate Study of Pre-Kindergarten, 2001-2003, Main Child Level

- ID AND STUDY VARIABLES
- FAMILY QUESTIONNAIRE
- CHILD ASSESSMENT
- TEACHER QUESTIONNAIRE ABOUT STUDY CHILD
- SNAPSHOT
- EARLY WRITING ASSESSMENT
- ECERS-R
- CLASSROOM OBSERVATIONS
- TEACHER QUESTIONNAIRE
- ADMINISTRATOR QUESTIONNAIRE
- TOP/O KINDERGARTEN
- TOP/O KINDERGARTEN
- WEIGHT VARIABLES

SDA Frequencies/Crosstabulation Program
Help: [General](#) / [Recoding Variables](#)

REQUIRED Variable names to specify
Row:

OPTIONAL Variable names to specify
Column:
Control:

Selection Filter(s): Example: age(18-50)

Weight:

TABLE OPTIONS	CHART OPTIONS
Percentaging: <input checked="" type="checkbox"/> Column <input type="checkbox"/> Row <input type="checkbox"/> Total <input type="checkbox"/> Confidence intervals Level: <input type="text" value="95 percent"/> <input type="checkbox"/> Standard error of each percent Sample design: <input checked="" type="radio"/> Complex <input type="radio"/> SRS	Type of chart: <input type="text" value="Stacked Bar Chart"/> Bar chart options: Orientation: <input checked="" type="radio"/> Vertical <input type="radio"/> Horizontal Visual Effects: <input checked="" type="radio"/> 2-D <input type="radio"/> 3-D
N of cases to display: <input type="checkbox"/> Unweighted <input checked="" type="checkbox"/> Weighted	Show percents: <input type="checkbox"/> Yes
<input type="checkbox"/> Summary statistics	Palette: <input checked="" type="radio"/> Color <input type="radio"/> Grayscale
<input type="checkbox"/> Question text <input type="checkbox"/> Suppress table	Size - width: <input type="text" value="600"/> height: <input type="text" value="400"/>
<input checked="" type="checkbox"/> Color coding <input type="checkbox"/> Show Z-statistic	
<input type="checkbox"/> Include missing-data values	

Title:

Change number of decimal places to display
For percents and confidence intervals:
For std. errors (relative to percents):
For weighted N's:
For summary statistics and Z-statistic:

SDA Output

SDA 3.4: Tables

Monitoring the Future, 1994 (12th Grade Survey)-Core Data

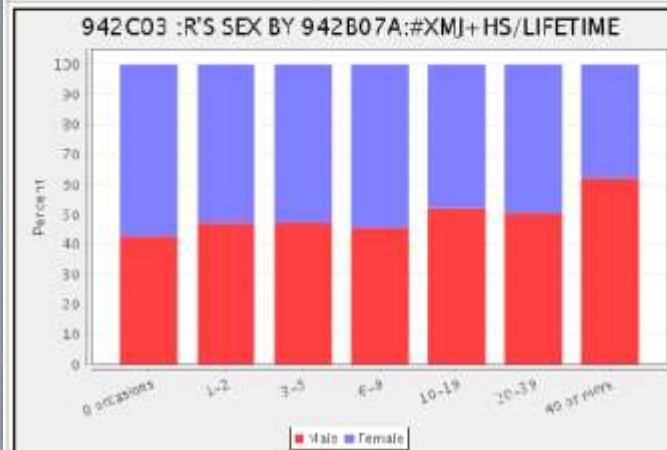
Apr 13, 2010 (Tue 03:56 PM EDT)

Variables					
Role	Name	Label	Range	MD	Dataset
Row	V150	942C03 :R'S SEX	1-2	0.9*	1
Column	V115	942B07A:#XMJ+HS/LIFETIME	1-7	0.9*	1
Weight	V5	SAMPLING WEIGHT	3-6.0		1

Frequency Distribution									
Cells contain: -Column percent -Weighted N		V115							ROW TOTAL
		1 0 occasions	2 1-2	3 3-5	4 6-9	5 10-19	6 20-39	7 40 or more	
V150	1: Male	42.9 3,954.0	47.3 625.2	47.4 374.4	45.5 264.0	52.1 385.2	50.7 326.1	62.2 970.2	46.5 6,899.1
	2: Female	57.1 5,264.4	52.7 695.7	52.6 415.8	54.5 316.8	47.9 353.7	49.3 316.8	37.8 590.4	53.5 7,953.6
	COL TOTAL	100.0 9,218.4	100.0 1,320.9	100.0 790.2	100.0 580.8	100.0 738.9	100.0 642.9	100.0 1,560.6	100.0 14,852.7

Color coding: <-2.0 <-1.0 <-0.0 >0.0 >1.0 >2.0 Z

If in each cell: Smaller than expected Larger than expected



Specialized Tools – The RCMD

- Focused on comparative analysis of issues affecting racial and ethnic minority populations in the United States
- Tools to verify sample is sufficient for analysis
 - www.icpsr.umich.edu/RCMD/



The screenshot displays the RCMD website interface. At the top, the logo for RCMD (Resource Center for Minority Data) is visible, along with a search bar and navigation links: ACCESS | DATA | TOOLS | LEARNING | HELP | ABOUT THE PROJECT | MORE. Below the navigation is a banner image of a diverse group of people with the text "REALLY COOL MINORITY DATA". The main content area is divided into several sections:

- QUICK LINKS:** MDData Login, Data Use Tutorial, ICPSR Web Site, Frequently Asked Questions.
- NEWS:** RCMD releases Latino National Survey, 2008; Minority Application and Research Paper Submissions; Guidelines are Approaching Death.
- EXPLORE RCMD:**
 - Access:** Data Use Tutorial, Find Data, Data User Help Center, Glossary of Social Science Terms, Index of Frequently Used Acronyms.
 - Data:** Searching RCMD, Downloading Data and Extracts, Top Downloaded Data Sets, Most Cited in ICPSR Databases, Recently Released Studies, Recently Released DDA, Related Sites.
 - Tools:** Variable Search, Bibliographic Search, Geographic Search, Source Data Viewer with DDA, DDA as Tools, Sample Size.
 - Learning:** Videos, Teaching Modules, Online Learning Center (OLC) through the RCMD.
- BROWSE BY GEOGRAPHY:** Interactive Map.
- BROWSE BY SUBJECT:** Crime, Discrimination, Education, Employment, Health and Well-Being, History, Housing, Immigration, Minority Populations, Urban America, Asian, Latin, and African American.



Training and Instructional Support

ICPSR Summer Program in Quantitative Methods

- Instruction on the tools and practices needed to analyze data
- For those with math phobia **and** those with advanced analysis skills
- 3-5 day workshops and 4-8 week courses
- Primarily held in Ann Arbor, MI, on the campus of The University of Michigan, but some courses on other campuses also
- <http://www.icpsr.umich.edu/icpsrweb/sumprog/>



The screenshot shows the website for the ICPSR Summer Program in Quantitative Methods of Social Research. The header includes navigation links: Home, About the Program, Course Descriptions, 2010 Schedule, Application & Fees, Program Faculty, Website Information, and Contact the Program. The main title is 'Summer Program in Quantitative Methods of Social Research'. Below this is a 'Welcome from the Director' section with a photo of the director and text: 'Welcome to the ICPSR Summer Program in Quantitative Methods of Social Research! Founded in 1983, the ICPSR Summer Program is recognized throughout the world as the preeminent forum for basic and advanced training in the methodologies and technologies of social science research. We serve a diverse multidisciplinary and international constituency. Our general instructional philosophy emphasizes the integration of methodological strategies with the theoretical and practical concerns that arise in research on substantive social issues. The ICPSR Summer Program also creates a unique and supportive social environment that facilitates professional networking and encourages the exchange of ideas about the theory and practice of social science research. Thank you for your interest in the ICPSR Summer Program! We hope that you find the information to be interesting and relevant to your own professional activities. We have already started working on the 2010 course schedule, and will post information as soon as it becomes available. Meanwhile, if you have any questions, please feel free to e-mail us. At sumprog@icpsr.umich.edu.' The director is William G. Jacoby, Director, ICPSR Summer Program. There are four small photos showing people in various settings.

ICPSR's Attention to Undergraduate Education

- Fairly recent
 - Response to faculty
 - Undergrad users are fastest growing segment
- NSF-funded projects
 - *TeachingWithData.org* (NSDL)
 - Course, Curriculum, & Laboratory Improvement project to assess the effect of using digital materials on students' quantitative literacy skills

Engaging Students Through Data

- Supporting Quantitative Literacy
 - Becoming an important aspect of accreditation and campus requirements generally – social sciences provide context
- Engages students with disciplines more fully
 - Active learning enhances teaching of content
 - Better picture of how social scientists work
 - Prevents some of the feelings of “disconnect” between substantive and technical courses
- Piques student interest and opens the door to the world of data

Bringing Data Into the Classroom

- Easy to use features of ICPSR's Website in classes
 - Social Science Variables Database
 - Bibliography of Data-Related Literature
 - SDA
- Additionally, in partnership with teaching faculty, ICPSR has developed:
 - Online Learning Center (Introductory/Substantive Courses)
 - Online tutorials
 - Online teaching modules
 - Student research opportunities

Supporting Quantitative Literacy



ICPSR

Online Learning Center

- Tool to help develop classroom lectures and exercises that integrate data **early** into the learning process.
- Intended for use in introductory-level substantive classes.
- OLC addresses key concerns raised by teaching faculty in focus groups and in-depth interviews.
- Requires no additional software.
- www.icpsr.umich.edu/OLC
- Webinar on using the OLC in class on ICPSR website

Using the OLC: How to Find It

- Directly:
www.icpsr.umich.edu/OLC
- Through ICPSR homepage
 - Under Teaching & Learning
- *Coming soon:* Data-driven learning guides linked from datasets under “Teach” section on study home page

Supporting Quantitative Literacy
ICPSR
Online Learning Center

About the OLC
Data-Driven Learning Guides
Help
Related Links
Resources for Instructors

Search the OLC
 go

Welcome to the OLC

ICPSR's Online Learning Center (OLC) supports quantitative literacy in the social sciences by providing an effective and reliable means of bringing secondary data into the classroom. Teaching faculty designed, built, and tested OLC tools. OLC tools and resources assist faculty who strive to help students open the door to the world of statistical literacy and substantive inquiry. Use of the Data-Driven Learning Guides builds numeracy and fosters excitement through exploration of concepts as they apply to the real world.

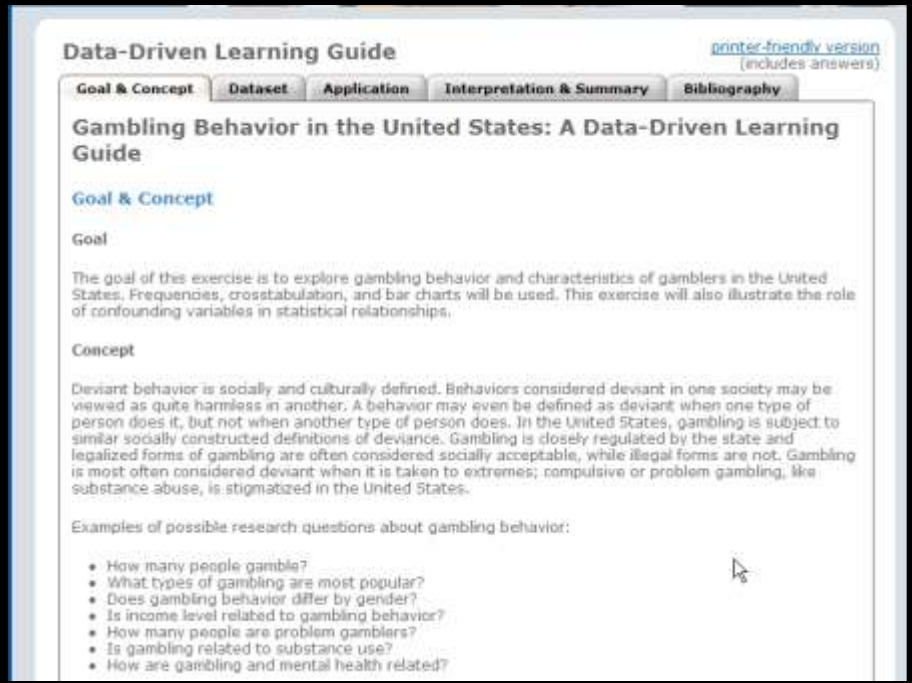
The [Online Learning Center](#) (OLC) is a resource for undergraduate instruction funded by the [Inter-university Consortium for Political and Social Research](#) (ICPSR).

Announcements

- New Guide: Interpersonal Power in Intimate Relationships
- New Guide: Gender in STEM Education
- New Guide: Social Capital Over Time and Across Generations
- New Guide: The Significance of Linked Fate for Women
- New Guide: The War on Terror
- New resources on the related links page
- Webinar recording and slides available
- New Guide: Acculturation
- New Guide: Age and Attitudes about the Rights of Homosexuals
- New Guide: Attitudinal Stability on Short- and Long-term Issues

How to Use the OLC – The DDLG

- Choosing a DDLG – several search tools within the OLC
- Faculty use of charts in class to introduce topic
- Sending students to the Website to work through a DDLG in class or as homework
- Using DDLG as part of larger project



Data-Driven Learning Guide [printer-friendly version](#)
(includes answers)

Goal & Concept | Dataset | Application | Interpretation & Summary | Bibliography

Gambling Behavior in the United States: A Data-Driven Learning Guide

Goal & Concept

Goal

The goal of this exercise is to explore gambling behavior and characteristics of gamblers in the United States. Frequencies, crosstabulation, and bar charts will be used. This exercise will also illustrate the role of confounding variables in statistical relationships.

Concept

Deviant behavior is socially and culturally defined. Behaviors considered deviant in one society may be viewed as quite harmless in another. A behavior may even be defined as deviant when one type of person does it, but not when another type of person does. In the United States, gambling is subject to similar socially constructed definitions of deviance. Gambling is closely regulated by the state and legalized forms of gambling are often considered socially acceptable, while illegal forms are not. Gambling is most often considered deviant when it is taken to extremes; compulsive or problem gambling, like substance abuse, is stigmatized in the United States.

Examples of possible research questions about gambling behavior:

- How many people gamble?
- What types of gambling are most popular?
- Does gambling behavior differ by gender?
- Is income level related to gambling behavior?
- How many people are problem gamblers?
- Is gambling related to substance use?
- How are gambling and mental health related?

Online Modules

EDRL



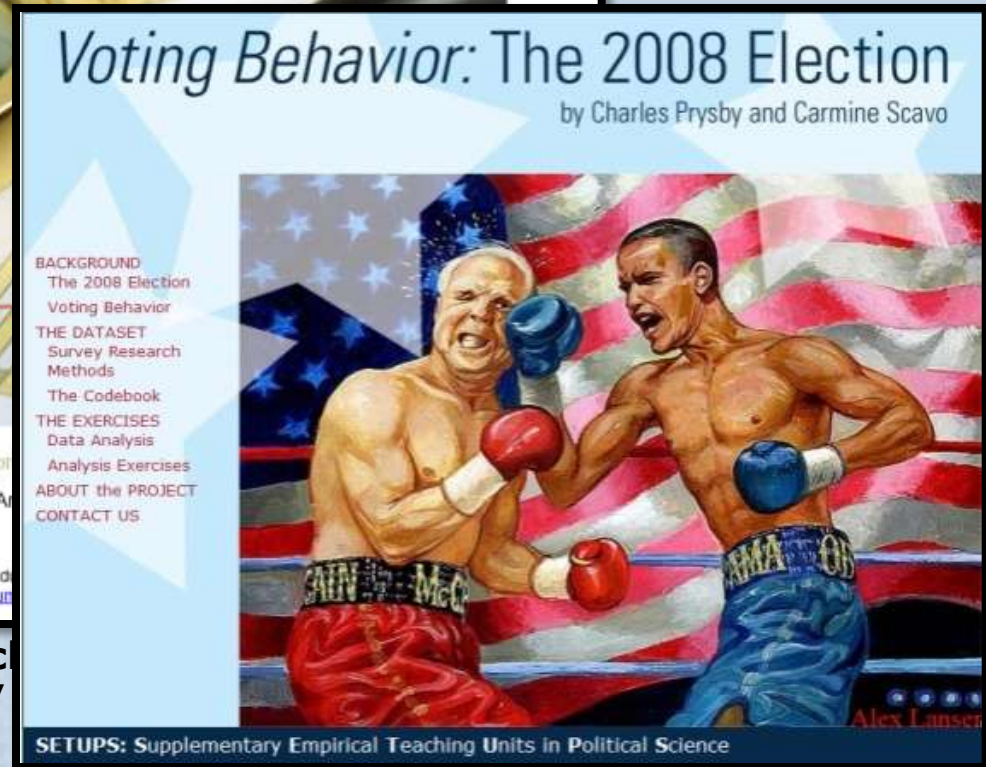
www.icpsr.umich.edu/EDRL/

ICSC



www.icpsr.umich.edu/ICSC/

SETUPS



www.icpsr.umich.edu/SETUPS/

Project-Related Instructional Resources

Terrorism & Preparedness Data Resource Center

Research Connections

- Materials aimed at teaching “front-line” workers – useful in education courses, training for child care professionals

TERRORISM & PREPAREDNESS DATA RESOURCE CENTER

Home | Search All Holdings | Current Search | Resources

Navigation:

- Search All Holdings
- Current Search
- Publications
- Resources
- Video Tapes
- About / FPC
- Accouncements
- Contact Us
- Help
- Site Map

My Data

Logout/Account Info

My Data options

Lesson plan: Preparedness for a potential terrorist attack

1.1 What is terrorism?

Aim: To provide the class with an understanding of the complexity of defining terrorism in the world today. Students will recognize how current definitions fail to adequately encompass terrorism, and how these definitions vary across the globe.

- Students will break into groups and form their own definitions of terrorism (20-35 min)
- The instructor will extract key similarities and differences in their definitions.
- The lecturer will introduce the current debate on defining terrorism, highlighting the difference between international, internal, and transnational terrorism and terrorist groups.
- The lecturer will present the U.S. government definition of terrorism, asking students to highlight flaws in this definition, and compare the official definition to their own.
- Students will work in small groups and use the Internet to gather different definitions of terrorism from newspapers throughout the world, i.e. Israel, United Kingdom, China, and France. Additionally, students should attempt to find definitions of terrorism from non-governmental agencies such as the United Nations and Interpol, as well as any private research think tanks.



1.1.1 Research question

Create your own definition of terrorism. How does this differ from the definition used by the United States government? What flaws can you identify in your definition? Will we ever be able to construct a solid definition of terrorism?

(More) Teaching With Data



TeachingWithData.org
Pathway to Quantitative Literacy in the Social Sciences



Local Login OpenID Login

- Home
- Browse
- Search
- Data Resources
- Classroom Resources
- About Us
- Email List

News & Announcements

TwD Announcements

- [Ready, Set, Launch!](#)

Data in the News

- [Data Dogs](#)
- [Equal Rights? Well, Sort Of](#)
- [Muslim Views on America](#)
- [Recession Affecting Most of Us](#)
- [Americans Predict Life in 2050](#)

Data Resources

Tables & Figures

- [Tables](#)
- [Maps](#)
- [Charts and other visualizations](#)
- [Exercises with data](#)

Datasets

For SPSS, SAS, Stata, and other packages.

- [Extracts for educational use](#)
- [Full datasets](#)

Find Resources

Search terms:

Higher Ed K-12 All

[Help - Advanced Search](#)

Browse by Discipline/Subject

Please select a discipline...
Please select a subject...

Classroom Resources

Teaching Supports


- [Lessons/Lectures](#)
- [Activities/Exercises/Assignments/Modules](#)
- [Syllabi/Reading Lists](#)

Reference Shelf

- [Tools for analysis, visualization, and course development](#)
- [Events \(conferences, webinars, etc.\)](#)
- [Pedagogical resources](#)
- [Data providers](#)

Research Opportunities for Students

- [Research paper competitions](#) -- a research journal experience & cash prizes!
- Paid [student internships](#) focusing on investigating social sciences research



For More Info:

- Explore the website - www.icpsr.umich.edu/ICPSR/
- Sign up for our email announcements www.icpsr.umich.edu/ICPSR/org/lists/index.jsp
- Become a “fan” of ICPSR on Facebook/follow ICPSR on Twitter
- Attend or view our webinars (open to the public!) - www.icpsr.umich.edu/ICPSR/help/datausers/index.jsp
- Contact user support – netmail@icpsr.umich.edu

